

**BGS INTERNATIONAL PUBLIC SCHOOL, SECTOR-5, DWARKA, NEW DELHI**  
**SUMMER ASSIGNMENT (2019-20)**  
**CLASS VI**

| <b>SUBJECT</b> | <b>WEEK 1</b>  | <b>WEEK 2</b>   | <b>WEEK 3</b>  | <b>WEEK 4</b>  | <b>WEEK 5</b>  |
|----------------|--|---|--|--|--|
| <b>ENGLISH</b> | <p><b>READING:</b><br/>Read any novel of your choice .</p> | <p><b>WRITING:</b></p> <ul style="list-style-type: none"> <li>➤ After reading the book, write a book review in about 100 words covering the following areas: <ul style="list-style-type: none"> <li>● The Author</li> <li>● The Content</li> <li>● Theme</li> <li>● Your favourite character</li> </ul> </li> </ul> <p><b><i>Use A4 size coloured sheet.</i></b></p> <p><i>Hope you enjoy reading the novel and working on the project.</i></p> | <p><b>PROJECT:</b><br/>Make a book cover of the novel which you have read.</p> | <p><b>GRAMMAR PRACTICE:</b></p> <ul style="list-style-type: none"> <li>➤ Practise the worksheets given.</li> </ul> | <p><b>WRITING PRACTICE:</b></p> <ul style="list-style-type: none"> <li>➤ Notice – Do Q4 and Q5 of your book (pg- 163) <i>(to be done in the Grammar notebook)</i></li> </ul> |

HINDI

## हिंदी ग्रीष्मावकाश कार्य






CLASS VI SESSION-2019-20 RESOURCE PERSON—Ms. Saraswati Dhankhar

| पहला सप्ताह   | दूसरा सप्ताह  | तीसरा सप्ताह  | चौथा सप्ताह  | पाँचवां सप्ताह  |
|---|---|---|--|---|
| 'स्वच्छता अभियान' पर आधारित कोई चार स्लोगन लिखिए। यह कार्य हिंदी कापी में करेंगे। | आपकी माँ, आपका हर कार्य बेहद मन से करती हैं। आप भी उनको धन्यवाद देते हुए एक धन्यवाद कार्ड बनाइये। | बीस बहुवचन, बीस पर्यायवाची, बीस विनोम शब्द याद करो। | हमारे देश के महान स्वतंत्रता सेनानियों, लेखकों और महान वैज्ञानिकों की पुस्तकें पढ़िए जैसे<br>-1.आपका भविष्य आपके हाथ में-डॉक्टर ए.पी.जे.अब्दुल कलाम<br>2.दो बैलों की कथा -प्रेमचंद<br>3.डॉक्टर राम मनोहर लोहिया। | 'झांसी की रानी' कविता के आधार पर स्वतंत्रता सेनानियों में से किसी एक के बारे में जानकारी इकट्ठी कीजिये। यह कक्षा में सुना जायेगा। |

**सुझाव**—बच्चों अधिक से अधिक पढ़ने की आदत डालें। छुट्टियों में पत्रिकाएँ, समाचार-पत्र, तथा पुस्तकालय की पुस्तकें पढ़ें। अपठित गद्यांश का अभ्यास करो। सुलेख लिखने का अभ्यास कीजिए। इससे आपका बहुमुखी विकास होगा।  
— बच्चों आप ये सब खुशी-खुशी सीखें।

MATH

- Learn and write tables of 6, 7, 8, 9, 10 on colored A4 sheet.
- Write the maximum and minimum temperature of Delhi for a week on colored A4 sheet.
- Learn and write tables of 11, 12, 13, 14 on colored A4 sheet.
- Make a chart of all divisibility rule (Roll No. 1 to 20)
- Make a chart of Roman Numerals from 21 to 40 with match stick (Roll NO. 21 to 40)
- Learn and write tables of 15, 16, 17 on colored A4 sheet.
- Design a math crossword puzzle on math topic like Geometry, Symmetry, Properties of whole number on colored A4 sheet.
- Learn write tables of 18, 19, and 20 on colored A4 sheet.
- Write about any mathematician and his/her contribution in mathematics on colored A4 sheet.
- Revise chapters- 1, 2, 3 and 13 with all the examples and try these.

|   |   |   |  |   |  |
|---|---|---|--|---|--|
| <p><b>SCIENCE</b></p>   | <p>Make a working model on <b>any one</b> of the following:</p> <ul style="list-style-type: none"> <li>• Food &amp; Technology</li> <li>• Energy</li> <li>• Communication</li> <li>• Transport</li> <li>• Agriculture</li> <li>• Human Welfare</li> <li>• Science &amp; Technology.</li> </ul>  <p><b>Roll No.1-10</b></p> | <p><b>Be a Chef:</b><br/>Try out making healthy and nutritious recipes during holidays. Write down the recipe (<b>in a scrap book</b>) and mention its nutritive value / quality. Also write <b>any four benefits of healthy habits</b>.(Paste pictures also)</p>  <p><b>Roll No.11-20</b></p> | <p>In 2019, China will host the global :<br/><b>World Environment Day</b> which will take place on 5 JUNE with the theme: <b>'Air Pollution'</b>.<br/><b>Make a poster on it and write a slogan.</b><br/><b>Example :</b></p>  <p><b>Roll No.21 - 30</b></p> | <p>Collect six(6) different types of <b>fabrics</b>, cut 5cm x 5cm of each one &amp; paste these samples in the scrap book along with given information:</p> <ul style="list-style-type: none"> <li>• Name of the Fabric</li> <li>• Source</li> <li>• Steps of production (Any one fabric)</li> <li>• Its various product (Paste pictures)</li> </ul>  <p><b>Roll No.31-40</b></p> | <p><b>Read chapter:8 (Body Movements)</b> in Science textbook &amp; complete <b>Table 8.1 &amp; 8.2</b> on <b>page no.66 &amp; 67.</b></p> <p><b>(Revise all the topics covered in the month of April &amp; May.)</b></p>  <p><b>Roll No. 1 -40</b></p> |
| <p><b>SOCIAL STUDIES</b></p>  | <p><b>Make a poster on INDIA: Unity in Diversity.</b> Paste suitable pictures.( Size A 3).</p> <p><b>Roll No 1 to 10</b></p>  | <p><b>Collect pictures of different religious places and make a collage in A3 size sheet.</b></p> <p><b>Roll No 11 to 20</b></p>  | <p><b>Make 3 stone tools made by early men.</b></p> <p><b>Roll No 21to 30</b></p>  | <p><b>Draw a sketch of your locality and use conventional signs to show various features like post office, school, temple, market, settlements, park etc . ( A 4 size)</b></p> <p><b>Roll No 31 onwards.</b></p>  |  |
| <p><b>FRENCH</b><br/>Objective – focus on vocabulary building and genders .</p> | <p><b>Learn and write in class work Notebook</b></p> <ol style="list-style-type: none"> <li>1. numbers from 0-100</li> <li>2. les jours (days)</li> <li>3. les mois (months)</li> </ol>   | <p><b>Prepare a blue and pink file (as shown in class) with pictures and names of the following. Take help from &lt;&lt; mon dictionnaire&gt;&gt;</b></p> <p>Les fruits<br/>Les legumes<br/>Les animaux</p>   | <p><b>Prepare a blue and pink file (as shown in class) with pictures and names of the following. Take help from &lt;&lt; mon dictionnaire&gt;&gt;</b></p> <p>Les boissons<br/>La nourriture<br/>Les forms</p>  | <p><b>Learn and practice a French Rhyme</b></p>   | <p><b>Learn and revise all work done in class</b></p> <p>L'Alphabet<br/>Numbers<br/>Accents<br/>Greetings<br/>Conversation</p>   |
| <p><b>SANSKRIT</b></p>  | <p>KOE APNE 20 MITRON KE NAAM LIKH KAR UN NAMON KE VARN VICHCHHED KIJIE.</p>  | <p>CLASS VI D SABJIO KE CHITRA BANA KAR NAAM LIKHIA.</p>  | <p>BALAK TATHA RAM SHABD KE ROOP APNI NOTEBOOK ME LIKH KAR YAAD KIJIA.</p>   | <p>PATH, LIKH, VAD, HAS DHATUO KE ROOP APNI NOTEBOOK ME LIKH KAR YAAD KIJIA.</p>  | <p>Sanskrit se sambadhit Koe bhi ek vastu banaea. Jo dekhne me sundar ho.</p>  |

|           |   |  |   |  |  |
|-----------|---|--|---|--|--|
|           | NOTE BOOK ME  | CLASS VI C PASHU<br>PAKSHIYON KE CHITRA<br>BANA KAR NAAM LIKHIE. |   |  |  |
| ART/CRAFT | Quilling work on A3 or A4 size sheet.<br><br>(CLASS VI-A AND VI B ) |  | Wall hanging with any material<br><br>(CLASS VI C AND VI D) |  |  |
|           |   |  |   |  |  |

COORDINATOR

PRINCIPAL