


Holidays are so much fun,
The time full of joy has come,
Holidays..... I keep waiting for some.....
Summer break, here I come...!

CLASS-1

Summer Assignment

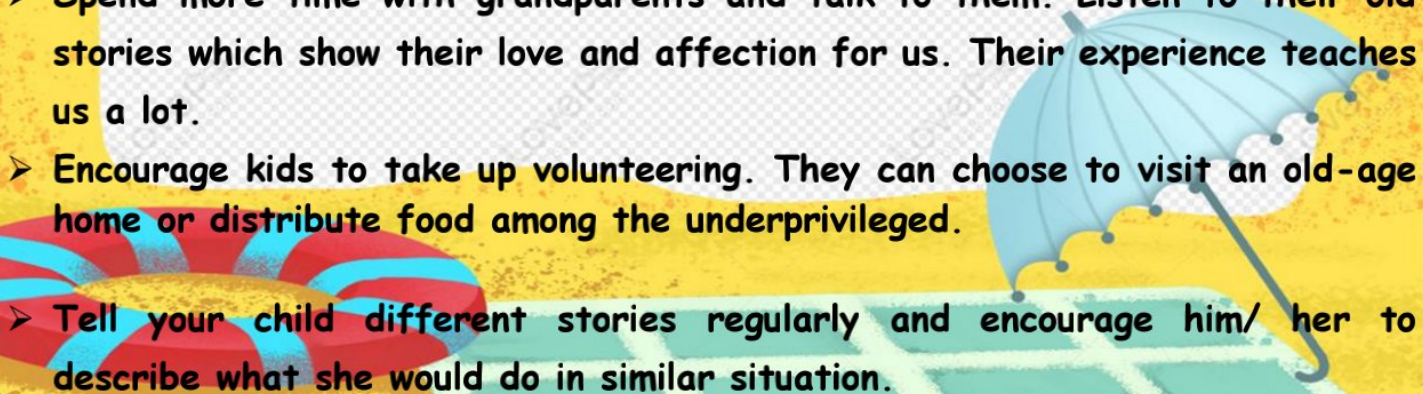
Session: 2023-24





Summer vacation is the most awaited time of the year in the lives of students. It gives them an opportunity to take break from their daily routine, relax and enjoy with family and friends. It is time for children to explore their myriad interests and indulge in various activities which would lead to their all-round development.

Here are a few tips for parents to act as facilitators to help children pursue their hobbies, have adventure, indulge in creativity and self-expression with development of responsibility.

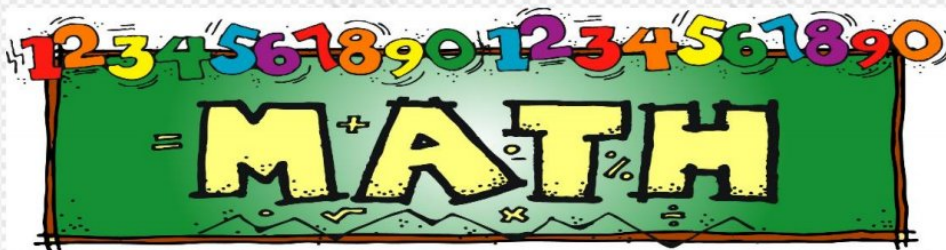
- Schedule and organize the days in advance.
 - Help them to indulge in fun activities, play indoor and outdoor games and plan activities and develop hobbies and interests in the fields they like.
 - Teach them the importance of moral values in life.
 - Cultivate reading habit in your children - it creates memories and values.
 - Encourage and help your child in shouldering responsibilities in household chores. It will aid them to be independent.
 - Encourage the child to speak simple sentences in English. Motivate the child to use polite words such as 'Please', 'Thank You', 'Sorry', 'May I'.
 - Spend more time with grandparents and talk to them. Listen to their old stories which show their love and affection for us. Their experience teaches us a lot.
 - Encourage kids to take up volunteering. They can choose to visit an old-age home or distribute food among the underprivileged.
 - Tell your child different stories regularly and encourage him/ her to describe what she would do in similar situation.
- 



"One book is worth hundred friends". Books are of immense importance in our lives as they lead us on the right path to achieve our goals.

Reading books is a habit that everyone should inculcate as books are a storehouse of knowledge.

- ❖ Complete the "READING JOURNAL" given to you in the class.
- ❖ Complete the reading Comprehension worksheet pasted in your English notebook.
- ❖ Complete page no - 10-20, in the cursive writing book "Write More"



- ❖ Learn and recite tables of 2 and 3.
- ❖ Complete the worksheet pasted in your maths notebook.
- ❖ Complete the given work in maths text book.
 - ✓ page no.75, exercise 5.1,
 - ✓ Page no-77, exercise 5.2, Que -1,2,3,4 & 5
 - ✓ Page no.-79, exercise 5.3, Que - 1,2,3 & 4
 - ✓ Page no. 80 & 81 , Let's Revise
- ❖ Learn the spellings of the number names given below
20, 30, 40, 50, 60, 70, 80, 90, 100



पठन कौशल

पठन कौशल द्वारा भाषा के अर्थ को ग्रहण किया जा सकता है। इसके माध्यम से छात्र भाषा के भाव को समझ सकते हैं तथा अपने विचारों को लिखित रूप में व्यक्त कर सकते हैं।

पाठन क्रिया ही उचित वाचन क्रिया का आधार है।

इसी कौशल को अधिक सुदृढ़ करने हेतु छात्रों की उत्तरपुस्तिका में तीन अक्षर वाली एवं चार अक्षर वाली 2 वर्कशीट लगाई गई है, जिसमें कविताओं का सस्वर पठन कर वे पूछे गए प्रश्नों का उत्तर देंगे।

सुलेख

सु --- सुंदर

लेख --- लिखा हुआ

सुन्दर लेखन अपने आप में एक रचनात्मक कला है। सुन्दर लेखन विचारों की सुन्दर अभिव्यक्ति है। किसी व्यक्ति को प्रभावित करने का उत्तम साधन है।

नीचे दी गई पंक्तियाँ छात्रों की उत्तरपुस्तिका (notebook) में लगा दी गई है। छात्र सुलेख के द्वारा लिखित अभ्यास करें।

❖ नमन उपवन चल।

❖ कमल अचकन पहन।

EXPLORER

- During your vacation visit different 'Places of Worship'.

Capture / click some beautiful pictures of your visit and paste them on an A4 size white cartridge sheet under the heading: 'Places of Worship'

Also, mention the name of the place of worship under each picture.

Places Of Worship



➤ WORLD ENVIRONMENT DAY

Let's nurture the nature so that we can have a better future. Hurray!

It's time to celebrate the World Environment Day on 5th June.

Let's colour the picture given in the worksheet and make this world a beautiful place to live in and protect our environment by following the 3R's- Reduce, Reuse and Recycle.

- Learn the spellings of parts of the body given below:

Head Eyes Ears Nose Cheeks Lips Mouth Chin
Neck Hands Elbow Legs Knee Foot Toes





MAKE BEAUTIFUL HANDMADE BIRTHDAY CARD

Step 1: Things required-Coloured papers, pen, Pencil, Glue, Scissors

Step 2: Take an A4 size pastel sheet and fold it to make a card.

Step 3: Cut Shapes Out of Different Coloured, Card Sheets as Shown in the link given below

Step 4: Write Your Message.

Step 5: Decorate Your Card.

Step 6: Decorate the Inside of Your Card.

Step 7 Your Card Is Ready !

You can refer to the link given below :-

➤ <https://youtu.be/OqZPvEzhBRO>

Complete the given pages in Art PAC Book.

★ PAGE NO.24

★ PAGE NO.26

★ PAGE NO.30

★ PAGE NO.36



FUN WITH CRAFT

GOOD MANNERS FLOWER

(For I-A only)

Objective :

- To make students know about good manners.
- To gain confidence and develop creative skills

Learning Outcomes :

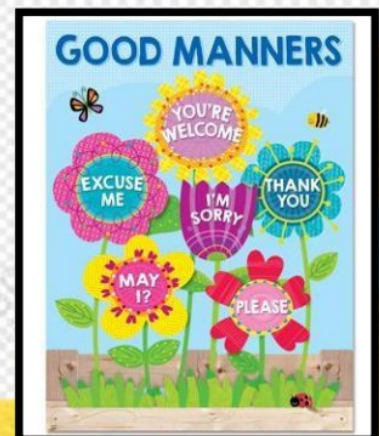
- Students will learn to show gratitude , respect and demonstrate kindness to everyone.
- Students will exhibit good manners where ever they go.

Methodology : Make a garden of good manners. Write down some good manners in the centre of the flower.

- ❖ Things required: A4 Catridge Sheet for base
- ❖ Coloured craft paper for flowers
- ❖ Green craft paper for leaves ,Straw for stems ,A pair of scissors , glue

Steps

- Cut the straws in different lengths
- Paste them on A4 SIZE CHART PAPER.
- Keep a little gap between the steps.
- Cut out flower shapes from the coloured paper.
- Cut out a circle smaller than the flower.
- Write one good manner on the circle.
- Now paste the circle on the flower.
- Stick the flowers on top of the stems.
- Cut out leaves from green paper and stick on the chart paper.



FUN WITH CRAFT

My Table Mat

(For I-B only)



Objectives:

- To know about the different patterns.
- To enhance creativity.

Learning Outcomes:

- The students will be able to:
 - ❖ Learn about different patterns.
 - ❖ Develop fine-motor skills.
 - ❖ Understand the use of table mat.

Methodology:

- Take a A4 size paper.
- Dip your hand in any poster colour.
- Create the palm pattern using different colours
- Get it laminated and use it as table mat.



क्रियात्मक कथ्य आओ खेले खेल बनाए शब्द रेल

(For I-C only)

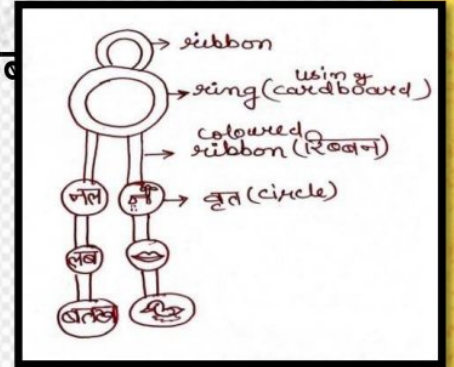
शब्द के अंतिम की से नया शब्द प्रारंभ करना शब्द रेल कहलाता है। शब्द रेल क्रिया बौतिक तवकास करने का रोमांचक िरीका है।

उद्देश्य :

- ❖ शब्द रेल द्वारा बौतिक तवकास करना ।
- ❖ वॉल हैंगिंग तनमाए द्वारा छात्रों की क्रियात्मक क्षमिा का तवकास करना ।

सीखने के पररराम

- छात्र दो अक्षर , िीन अक्षर एवं चार अक्षर वाले शब्द लिख कर सकेंगे ।



काययप्राली -

- कर्ष बोर्ष द्वारा 10 cm का ररंग बनाए ।
- ररंग को ररबबन व रंगीन शीट द्वारा कवर करे ।
- ररबबन के बराबर टुकड़े काटे ।
- अलग - अलग रंगीन शीट के 4 cm के 8 वृत्त काटे ।
- 4 वृत्त को ररबबन के टुकड़ो द्वारा जोड़े। इस प्रकार दो लतड़याँ ियार करे ।
- एक लड़ी पर शब्द रेल के शब्द तलखे िथा अन्य लड़ी पर उन्ही शब्दों के तचत्र बनाए या तचपकाए ।
- दोनों लतड़यों को ररंग से जोड़े िथा दीवार पर टागने ररबबन का हिप्रयोग करे ।
- ररंग को सजावट की क्रकसी भी सामग्री द्वारा सजाकर क्रियात्मक रूप दे।

Fun With Craft

SUMMER MANGO MANIA

(For I-D Only)

Objectives:

- To know about the different products made from mango.
- To enhance creativity and hands-on experiment.

Learning Outcomes:

- The students will be able to:
 - ❖ Learn the names of various mango products.
 - ❖ Develop fine-motor skills.
 - ❖ Understand that MANGO is known as the King of Fruits and used to make many other food items.

Methodology:

- Collect pictures of different things that we can make from Mango like mango pickle, chutney, jam, juice, ice-cream, shake, candies etc...
Now, draw a big fruit basket on a pastel sheet (A3 size). Paste the pictures of all the MANGO products you have collected in the basket and mention their names too. In the end cut the shape of the basket and decorate it.

Your 'Summer Mango Mania' basket is ready.

