



BGS INTERNATIONAL PUBLIC SCHOOL SECTOR-5 DWARKA, NEW DELHI

SESSION 2023-24

CLASS III




Enhancement of Linguistic skills

SUBJECT-ENGLISH

RESOURCE PERSON: MS. Kritika Chatterjee

- Write one page of cursive handwriting every day. The suggested books are Vikas Cursive Copywriting Book 2 of Navneet publication and Dreamland Cursive Writing Book 3.
- Learn two new English words with meaning daily.
- Must converse in English.
- Look for the difficult meanings in the dictionary rather than search on Google.

Week I Reading	Week II Listening	Week III Speaking	Week IV Creative Center	Week V Revision for PT-1
Objective: To enhance literacy skills and develop critical thinking skills of the students	Objective: To develop the listening abilities of the students and improve comprehension skills	Objective: To enhance the intrapersonal skills of the students and make them confident to express their thoughts and ideas clearly and fluently	Objective: To enhance their creativity, develop interpersonal skills and construct knowledge of the concepts	Objective: To reinforce the topics already learned in class and develop the confidence to comprehend them in the upcoming periodic test
<p>'Reading is to the mind what exercise is to the body'. Dear children, it's time to improve our vocabulary and enhance our communication skills by developing the habit of reading books. Make your holidays more exciting by reading a book of any one of the following famous authors.</p> <ol style="list-style-type: none"> 1. Mark Twain 2. Lewis Carrol 3. JK Rowling 4. Charles Dickens 5. Rudyard Kipling 	<ul style="list-style-type: none"> • Besides improving current affairs and general knowledge, listening to the news positively impacts our listening and literacy skills. So, listen to the news of your interest every day and make a vocab port. • Animated movies not only capture students' interest but also help them to improve their linguistic skills. Following are a few movies recommended 	<div style="text-align: center;">  </div> <ul style="list-style-type: none"> • Make a face mask of your favourite animal and prepare few lines about it to speak in class. • On an A4 size sheet, draw a picture of your favourite character from the story you read and prepare few lines to speak about him/her. 	<p>Parts of Speech indicate how words relate to each other and are important for the construction of proper sentences. So, let's have fun with different parts of speech by making interesting crafts.</p> <ul style="list-style-type: none"> • <u>Section A</u> - Bouquet of verbs • <u>Section B</u> -Wind chime of adjectives • <u>Section C</u>-Wall hanging of singular and plural nouns 	<p><u>Literature:</u></p> <p>Ch-1 The Monkey King Poem- Too Busy</p> <p><u>Grammar:</u></p> <p>Ch- Nouns Ch- Nouns: Types Ch- Nouns: Countable and Uncountable</p> <p><u>Reading and writing:</u></p> <p>Unseen passage Picture Composition</p>

6. Ruskin Bond



for the students to watch and enhance their skills.

1. Ratatouille
2. Despicable Me
3. Marmaduke
4. Scrooge
5. Wall-E
6. The Little Mermaid



- Section D- Train of prepositions



ग्रीष्मकालीन गृहकार्य
सत्र – (2023–2024)

अध्यापिका— मंजुली श्रीवास्तव

पहला सप्ताह	दूसरा सप्ताह	तीसरा सप्ताह	चौथा सप्ताह	पाँचवा सप्ताह
<p>उद्देश्य—छात्रों में रचनात्मक कौशल का विकास। (वर्ग—ए.बी) इंद्रधनुष का एक दृश्य बनाइए। (वर्ग—सी.डी) प्रकृति का एक दृश्य (सीनरी) बनाइए। (किसी ए4 साइज रंगीन कागज पर)</p> 	<p>उद्देश्य—छात्रों में कल्पनात्मक कौशल का विकास। पुरानी पत्रिकाओं से पाँच दृश्य काटकर कापी में चिपकाए तथा उनका चित्र वर्णन अपने शब्दों में कीजिए।</p> 	<p>उद्देश्य—छात्रों में पठन एवं स्मरण कौशल का विकास। प्रतिदिन हिन्दी अखबार पढ़कर उनमें आए कठिन किन्हीं पाँच शब्दों के अर्थ शब्दाकोष में ढूँढें।</p> 	<p>उद्देश्य—छात्रों में सृजनात्मक कौशल का विकास। (वर्ग—ए.बी) वचन की लड़िया बनाइए। (वर्ग—सी.डी) सप्ताह की लड़िया बनाइए।</p> 	<p>उद्देश्य—करवाए गए कार्य की पुनरावृत्ति। आवधिक परीक्षा प्रथम का पाठ्यक्रम। साहित्य— पाठ—1 एक किरण पाठ—2 एंड्रोक्लीज और शेर। व्याकरण— सप्ताह रचनात्मक लेखन 1.चित्र वर्णन</p> 






नोट:—हिंदी सुलेख पुस्तिका में सुलेखाभ्यास करें। (हिंदी सुलेखाभ्यास पुस्तिका (3), मनोज पब्लिकेशनस, मधुबन सुलेख पुस्तिका (3), मिलेनियम सुलेखाभ्यास (3) एन0सी0आर0टी0 सुलेख पुस्तिका (3) आदि में से किसी एक में कर सकते हैं।)

पुनरावृत्ति किताब, कॉपी और अभ्यास पत्र से।

To enhance the creativity of the students, to develop art integration skills and to engage them constructively in the tasks assigned.






SUBJECT-MATHEMATICS


RESOURCE PERSON: MS. MANDEEP

Week 1	Week 2	Week 3	Week 4	Week 5
CREATIVITY AT ITS BEST!	TABLE MANIA!	LEARNING TIME!	CREATIVE CREATION!	LET'S GET READY!
OBJECTIVE: To enhance the creativity.	OBJECTIVE: To develop art integration skills.	OBJECTIVE: To develop mental maths skills.	OBJECTIVE: To develop spatial skills.	OBJECTIVE: To connect students with the syllabus for their overall development.
<p>Create a magazine titled 'MATH IS FUN'. Paste puzzles, mazes, crosswords related to mathematical concepts. Pictures of great mathematicians, various shapes etc. can also be pasted.</p>  <p>Or</p> <p>Observe Indian currency notes (e.g. ₹ 100, ₹500 etc.) and explore the languages and monuments printed on the currencies. Write the information collected on A-4 size coloured sheet..</p>	<p>Make a wall hanging of tables from 6 to 9 using different shapes like triangle, circle, rhombus etc.</p> <p>Or</p> <p>Make a bouquet of colourful flowers with tables from 2 to 9 written on it.</p> 	<p>Learn the tables from 2 to 15 and recite daily.</p> 	<p>Design a Birthday card for your friend using basic geometrical shapes (eg circle, square, triangle etc) and symbols(eg =, %, + etc)</p> 	<p>Recapitulate the work done in class. Prepare for Periodic Test 1 (Syllabus: Chapter 1 Numbers and Numeration)</p> 

PRACTICE WORK: Complete Exercises of chapter 1 and Ex 2.2, 2.3 and 2.4 in book.

The basic aim is to bring out innate potential in kids apart from being connected with the syllabus

Week I	Week II	Week III	Week IV	Week V
<p>Ever wondered how it would be like cooking without flame? How many such recipes can you think of which don't require any flame, but would leave you all gasping for more? So kids this summer try some new recipes which can be cooked without a fire being lit and are also healthy and tasty! Make a small colourful RECIPE BOOK with 4 such dishes that can be prepared flamless. Don't forget to paste the pictures to decorate your RECIPE BOOK.</p>	<p>We all live in our houses with families. People build their houses from different kinds of materials. Its very important to keep our house neat and clean in order to make it healthy and comfortable. Ya... We must follow certain rules to keep our house systematic. Let's be little creative this summer.</p> <p>Class III A- Make a small model of any type of house.</p> <p>To make the model of your favourite house you can use different waste materials which are available at home.</p>	<p>Leaves are the most important part of the plant. Different types of plants have leaves of different shapes, sizes, colours, textures and aroma. Plants shed their leaves. Leaves fall when their chlorophyll finishes and they dry up.</p> <p>Do not pluck the leaves from plants.</p> <p>Collect the fallen leaves from a nearby park.</p> <p>Stick them and make some attractive ptpatern.</p>	<p>Environment plays an important role in healthy living and the existence of life on planet earth. Earth is a home for different living species and we all are dependent on the environment for food, air, water, and other needs. Therefore, it is important for every individual to save and protect our environment.</p> <p>Class IIIA- Design a beautiful poster on "Say No To Plastic Bags" with nice slogan.</p> <p>Class IIIB- Design a beautiful poster on "Save Trees" with nice slogan.</p> <p>Class IIIC- Design a beautiful poster on "Save Animals" with nice slogan</p> <p>Class III D- Design a beautiful poster on "Save Water" with nice slogan</p>	<p>Revise for PT-1</p> <p>Syllabus:-</p> <p>Chapter - In The Family</p> <p>Chapter- Clothes We Wear</p>
	 <p>Class III B- Make a small dustbin to throw your waste material. You can use small carton or cardboard box, old gift wrappers or news papers for covering and pictures, beads etc. to decorate. Write your name on the back side of the bin.</p>			




Class III C- Make a beautiful wall hanging using cardboard, thermocol etc. Paste picture of 7-8 items or appliances, which we generally use to keep our house neat clean. Don't forget to write their names below the picture. (You can think of any geometrical shape for making this wall hanging)



Class III D- Make a banner and write 10 golden rules, one must follow to keep house neat and clean. (use cardboard or thermocol for the above activity). Fix a wooden stick at the back so that you can hold the banner.

I will keep my books properly



Art Assignment

Class - III





Class - III

- 1) PAC Book Work - Page no. 41
Bear paper model
- 2) Pen Stand -
Make a creative pen stand with
waste material like plastic bottles
newspaper, icecream sticks etc

Robotics
Ethnotech Academics Solution



HOLIDAY HOMEWORK

CLASS - 3

MY FAVORITE ROBOT

My Favorite Robot is : _____

Draw your favorite robot



Why do you like this Robot ?

A large, empty rectangular box with a thin black border, intended for the user to write their answer to the question above. The box is currently blank.

**Happy
Summer
Holidays!**

