

BGS INTERNATIONAL PUBLIC SCHOOL, NEW DELHI

Summer Vacation




HOMework

Grade 4
2023 - 24

MY PROMISE
Each day I'll do my best,
And I won't do any less.
My work will always please me,
And I won't accept a mess.
I'll colour very carefully.
My writing will be neat.
And I simply won't be happy
Til my papers are complete
I'll always do my homework,
And I'll try on every test.
And I won't forget my promise-
To do my very best!



**Wishing you happiness, joy and cheer
May all your days be cool and bright
And Blissful sleep fills all your nights!**

<p>WEEK 1 READING</p> 	<p>Objective: To promote brain development and imagination, to develop and expand the language skill, to boost one's critical thinking skill.</p>	<p>Select a book and finish it within a week. Try to search the meaning of difficult words you find in the book. Take the help of Dear Dictionary!!</p>
<p>WEEK 2 SPEAKING/WRITING</p> 	<p>Objective: Writing: To activate and reinforce the writing, grammar, vocabulary, and punctuation skills of the students. Speaking: To communicate effectively in spoken English on issues and ideas with a reasonable degree of fluency and accuracy in different social settings and different kinds of social encounters</p>	<p>FUN TIME -FAMILY TIME: Watching TV with the sound off and try to read the subtitles given. Reading directions for how to play a new game.</p> <p>Take a printed book for practicing cursive handwriting. Write a page daily to master the cursive strokes.</p> <p>Helping with meals by writing up a grocery list, finding things in the grocery store, and reading the recipe aloud for Mom or Dad during cooking time.</p> <p>Act as your favourite mythological/cartoon/fairy tale character in front of your classmates after holidays.(props can be used)</p>
<p>WEEK 3 LISTENING</p> 	<p>Objective: To promote attention, attitude, and adjustment as components of active listening, to determine a speaker's intended message, being able to thoughtfully respond to a speaker's message, and to appreciate music.</p>	<p>Watch any animated/non animated/mythological/documentaries-movie of your choice. Like: -- Charlie & the chocolate factory, Bambi, Pinocchio, Beauty and the Beast, Gandhi, Cinderella, Honey, I shrunk the kids! , Home Alone, Spy Kids etc.</p>

WEEK 4 CREATIVITY



Objective: To generate ideas toward accomplishing a goal or solving a problem with the use of logic. This approach is similar to that of the scientific method. The concept of formulating a hypothesis requires a sense of imagination and the ability to recognize undeveloped patterns.



IV A:

(Subject/Predicate) Make a colorful hanging bird dividing a subject with many predicates on both the sides of the picture. Reference is given for the understanding of the concept.



IV B & IVD:


(HOMOPHONES) Make a beautiful hanging with colourful papers and write the pair of homophones on each strip. The picture is given for the reference.



IV C: (IDIOMS & PHRASES) Exhibit your knowledge of idioms and phrases by making a booklet with its meaning and example. Make it colourful and attractive just like the reference given.



WEEK 5 REVISION



Objective: To recall the details of the topics that already done in the class.

SYLLABUS for PT1

- **Reader: Daddy fell into the Pond**
- **Grammar: Sentences (Declarative, Interrogative, Imperative, Exclamatory) Subject & Predicate**
- **Poem Comprehension,**
- **Story writing (arrange in order and write)**
(Refer text books, note book and worksheets)

पहला सप्ताह	दूसरा सप्ताह	तीसरा सप्ताह	चौथा सप्ताह	पाँचवा सप्ताह
<p>उद्देश्य: पठन कौशल, रचनात्मकता एवं समझने की शक्ति का विकास।</p> <p><u>अतिरिक्त पठन</u></p> <p>अपनी पसंदीदा कहानियों की पुस्तकें पढ़ें। ए 3 शीट पर किसी एक पसंदीदा कहानी का कवर पेज बनाएँ। कवर पेज पर कहानी से मिलने वाली शिक्षा लिखें।</p> 	<p>उद्देश्य: भाषा कौशल का विकास।</p> <p><u>फलैश कार्ड</u></p> <p>वचन से संबंधित पाँच शब्दों के फलैश कार्ड तैयार करें। जिसमें एक पर शब्द का एकवचन रूप तथा दूसरे पर बहुवचन रूप लिखें। चित्र बनाकर उसे सजाएँ।</p> 	<p>उद्देश्य: लेखन कौशल का विकास</p> <p><u>मेरा पसंदीदा खिलाड़ी</u></p> <p>अपने किसी एक पसंदीदा खिलाड़ी का चित्र ए4 शीट पर चिपकाएँ तथा उनके बारे में आठ से दस पंक्तियाँ लिखें।</p> 	<p>उद्देश्य: शब्द भंडार में वृद्धि</p> <p><u>शब्दों की अंत्याक्षरी</u></p> <p>इस सप्ताह हम बनाएँगे शब्दों की अंत्याक्षरी। हर शब्द के अंत में आने वाले अक्षर तथा उसकी मात्रा को लेकर एक नया शब्द बनाएँ। ए4 शीट पर नीचे दिए गए उदाहरण को देखकर बनाएँ। आप अपना कोई पैटर्न भी बना सकते हैं।</p> 	<p>उद्देश्य: करवाए गए कार्य की पुनरावृत्ति</p> <p><u>पुनरावृत्ति</u></p> <p>आवधिक परीक्षा 1 के पाठ्यक्रम का अभ्यास करें।</p> <p>पाठ्यक्रम : आवधिक परीक्षा प्रथम साहित्य: 1 गोनू झा की कुश्ती व्याकरण: 1 पर्यायवाची 2 वचन पठन: 1 अपठित गद्यांश रचनात्मक लेखन: 1 चित्र वर्णन</p>

नोट : हिंदी सुलेख पुस्तिका में सुलेखाभ्यास करें। { यह कार्य हिंदी सुलेखाभ्यास पुस्तिका (4), मनोज पब्लिकेशनस्, मधुबन सुलेख पुस्तिका (4), एन सी इ आर टी सुलेख अभ्यास पुस्तिका (4) या किसी अन्य अभ्यास पुस्तिका में भी कर सकते हैं। }

Week 1

Stay Creative

**Choose ANY ONE Activity
Fraction Art or Artful Clock**

Fraction Art: Objective:

- ❖ To create artful and visual representation using fractional parts.
- ❖ To demonstrate skills in partitioning of shapes to create fractions.

Take the fractional cut-outs of different shapes and paste to make different designs, animals (eg: Birds/ Aquatic Life), objects etc of your own choice. It can be done on an A3 - sized sheet or a Model can also be made.



OR

Artful Clock Objective:

To develop the ability to think and create something useful.

Make a Beautiful Wall Clock from the waste material mentioning



Week 2

World's Currencies got their names

Objective:

Identify currencies from different countries and to know the currency exchange rate.


Currency is the official money of a country. It consists of paper money and coins. Each country has its own form of currency, which is overseen by the central bank of that country.

Research on around 5 to 7 countries' currencies.

Collect or draw the images, name and symbol for each of them.

Compare each currency value with Indian currency. Make a collage on A3 sheet to represent the collected information.

Example:



Week 3

Recite and Learn

Objective:

- ❖ To identify and analyze arithmetic patterns.
- ❖ To enhance arithmetic skills.

Recite and Learn multiplication tables from 2 to 20.



- Learning Times table help you with mental arithmetic.
- It can help you understand mathematical concepts
- Knowing your table increases confidence
- Tables make repeated addition easy.

Week 4


Be a Budding Designer of Crossword Puzzle

Objective:

- ❖ To give the opportunity for creative expression in designing puzzles.
- ❖ To develop critical thinking

CREATE A MATHS CROSSWORD PUZZLE.

Using four basic operations – addition, subtraction, multiplication or division.



Do it in A4 sized labelled sheet.



Week 5

Revision time

Objective: To reinforce and recall the topics that have been done in the class.



Revise the Periodic Test 1 Syllabus








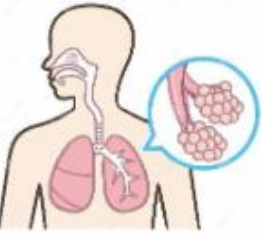
Chapter 1: Numbers and Numeration


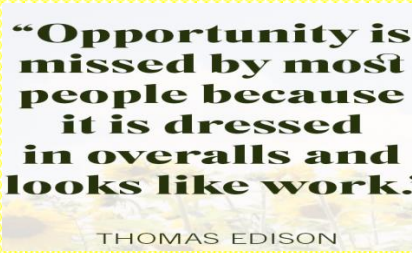

Refer to the work done in the book, notebook and in the worksheets.

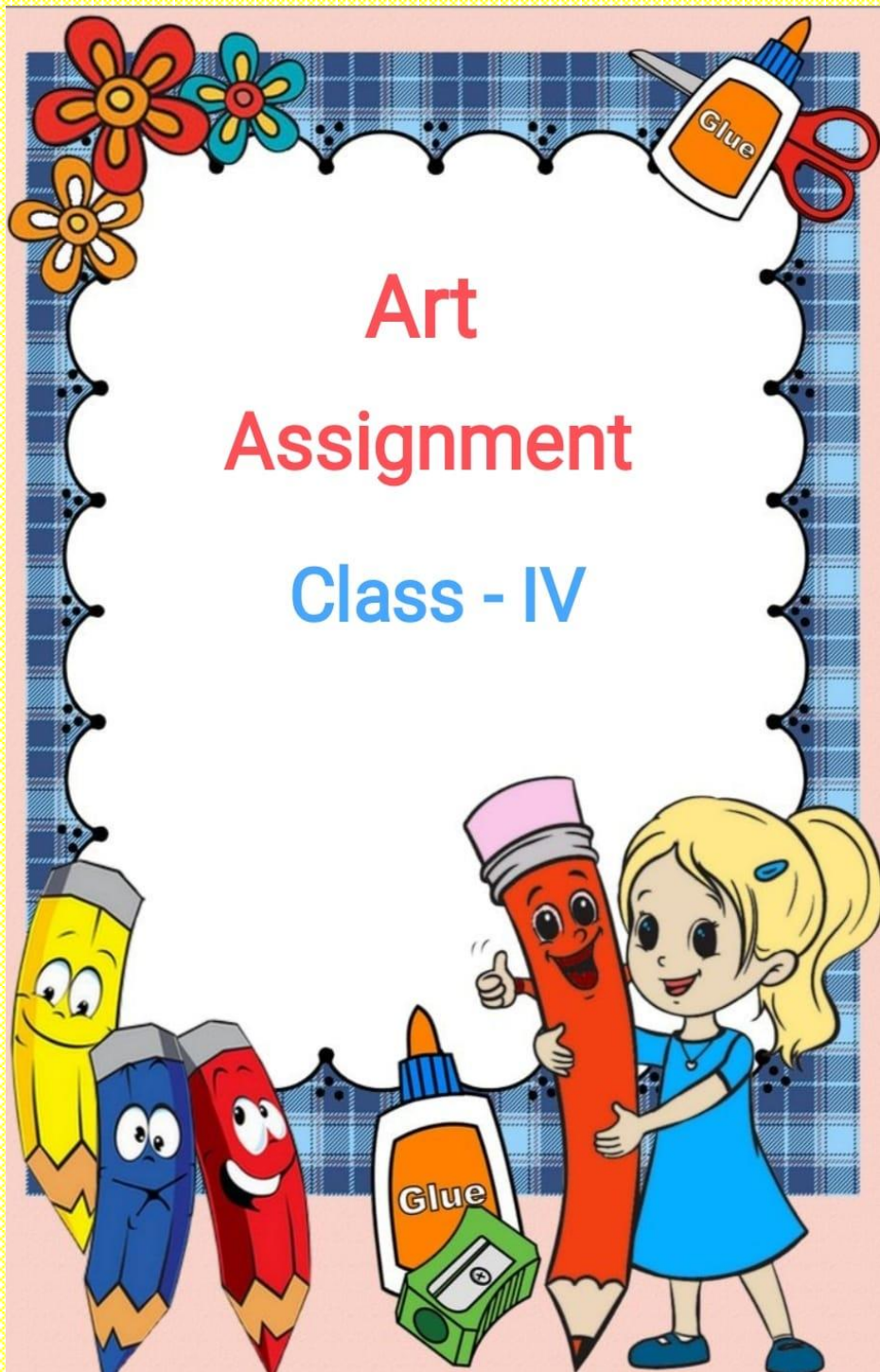


**Science Summer Assignment
Session- 2023-24**

Resource Teacher - DIVYA

Week 1	Week 2	Week 3	Week 4	Week 5
<p>Objective : To understand the process of germination of a seed and appreciate the significance of a plants in our surroundings.</p>	<p>Objective: To enhance the creativity of the students.</p>	<p>Objective :To create awareness about the nature.</p>	<p>Objective: To enhance the knowledge about other systems of human body .</p>	<p>Objective: Recapitulation of the concepts.</p>
<p>YOU HAVE TO DO THIS ACCORDING TO YOUR SECTION SEC. A and B: Take any seed of your choice out of the given list-</p> <ul style="list-style-type: none"> • tomato • marigold • poppy • tulsi <p>and sow it in a small pot. Water it regularly and prepare a weekly record of its growth.</p>  <p>SEC. C and D: On an A3 sheet, classify any 20 animals into different groups like mammals, birds, reptiles and insects in a tabular form. Also write their characteristics such as types of food they eat and their habitats.</p> 	<p align="center"><u>LETS GET CREATIVE</u></p> <p>Make any useful item of your choice with the help of available waste materials at home.</p>  <p align="center">OR</p> <p>IN A SCRAP BOOK, Section A and B : Write 5 uses of Solar energy. Section C and D: Write 5 uses of water energy</p> 	<p>In that scrap book, write 5 sentences each on any 5 endangered species and paste their pictures.</p>  	<p>In that same scrap book, write 5 sentences each on human respiratory system , circulatory system and digestive system.</p>  	<p><i>SYLLABUS REVISION FOR PT 1</i></p> <p><i>SYLLABUS</i> <i>Ch 1 : FOOD AND DIGESTION</i></p> <p><i>Ch 2 : TEETH AND MICROBES</i></p>

Week I	Week II	Week III	Week IV	Week V
<p>Objective : To enhance creativity by making easy to read sentences along with visual and text clues. To enable the learners to add illustrations related to their thoughts .</p> <p>Task : Make a comic strip on any one of the social etiquettes (sharing, respecting, responsibility, honesty etc.) OR On any Indian ruler</p> <p>(You can take an idea to make it from the one in your text book on cleanliness.) Also you can take an idea from the one below.</p> 	<p>Objective : To make the students aware that quotations are a better way of saying things . To integrate art in learning by writing the quotations in a creative manner .</p> <p>Task : On strips of chart paper or hand-made sheet write any two famous quotes given by different thinkers. Use bold markers to write the quotes beautifully, which later will be displayed in your classrooms. Like the one shown below.</p> 	<p>Objective : To enable the learners to show the location of a place and know the union territories and their capitals .</p> <p>Task : Locate all the union territories on a political map of India and paste it in your social studies notebook.</p> <p>Write the names of all union territories of India along with their capitals in front of the map .</p> <p>Use your creativity to make your work neat and presentable. Learn the names of all the states of India.</p> 	<p>Objective : To enhance understanding and creativity .</p> <p>SECTION-WISE ASSIGNMENT</p> <p>SEC A: India is a land of diversity so we have different festivals to celebrate. Choose any one festival and make a beautiful chart on it. You may add some information on the same. Use a thick chart for the task.</p> <p>SEC B : Make a wall hanging on any one</p> <ul style="list-style-type: none"> ➤ Ways to “Save water” ➤ Ways to “Save air” ➤ Measures to “Save environment.” ➤ States of India <p>SEC C : Make a model on anyone topic given below:</p> <ul style="list-style-type: none"> ➤ Any one state of India ➤ Rainwater harvesting ➤ Water cycle <p>SEC D : Waste management is a crucial topic today, you can contribute in waste management by reusing. Make any useful item out of the waste at home.</p>	<p>Objective : To enable the students to revise the concepts done and reflect by practicing through writing .</p> <p>REVISE FOR PT 1</p> <p>SYLLABUS</p> <ul style="list-style-type: none"> ➤ Ch 1 : I love my India ➤ Ch 2 : The Northern mountains ➤ Map : To locate states ➤ Case study



ART

CLASS – IV - A AND B

WALL HANGING

A wall hanging craft is a declaration which is hang from the ceiling, wall or another structure . Now a days there are different type of wall hanging to decorate the houses.

ASSIGNMENT

Students have to create a beautiful wall hanging with any type of paper , ice cream sticks , cloth , egg tray , card board newspaper sticks . They can do any folk art also on wall hanging.

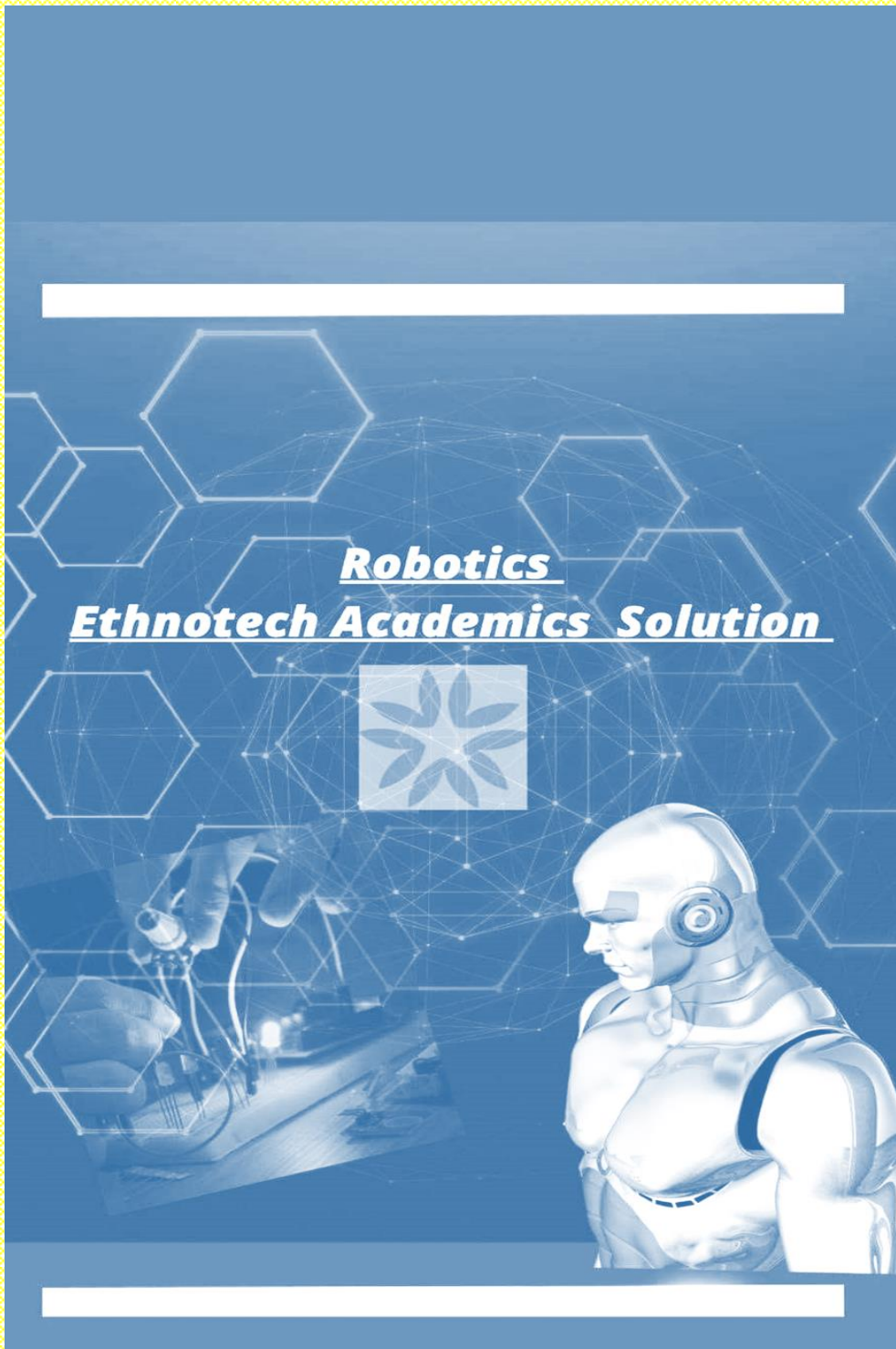
CLASS IV – C AND D

PHOTO FRAME

A picture frame is protective and decorative edging for a picture such as photo graph or painting. It makes the displaying the work safer and easier.

ASSIGNMENT

Students have to make a creative photo frame out of waste material or card board they can do the decorations with pista shells , pencil shavings ,buttons , paper flowers , quilling etc wether it's a hanging photo frame or frame with stand . Any of them they have to make.



1. Explain following tags with program and output (in A4 Size Sheet)-

- Title Tag
- Head Tag
- H1 to h6 Tag
- P Tag

2. What is static and dynamic website? Explain the difference between static and dynamic website, with example (in A4 Size Sheet).