



BGS INTERNATIONAL PUBLIC SCHOOL SECTOR 5 DWARKA NEW DELHI-75

Service to mankind
is service to God



OUR MENTORS



**CLASS VIII(2023-24)
SUMMER ASSIGNMENT**



WEEK	SCHOLASTIC	CO-SCHOLASTIC
I	ENGLISH	ETHNO TECH
II	HINDI	MUSIC
III	SANSKRIT/FRENCH	ART
IV	MATH	
V	SCIENCE	
VI	SOCIAL SCIENCE	



pixtastock.com - 4787516



WEEK #1



SUBJECT: ENGLISH



WEEK #1
SUBJECT: ENGLISH

OBJECTIVES

- FOCUS ON READING, WRITING, LISTENING & SPEAKING SKILLS
- VOCUBULARY BUILDING
- CRITICAL THINKING AND ANALYSIS

LEARNING OUTCOMES

- ENHANCED LISTENING, READING, WRITING & SPEAKING SKILLS
- ABILITY TO APPRECIATE & CRITICALLY ANALYSE LITERATURE
- CONFIDENCE IN PUBLIC SPEAKING
- ABILITY TO INTEGRATE ART WITH LEARNING

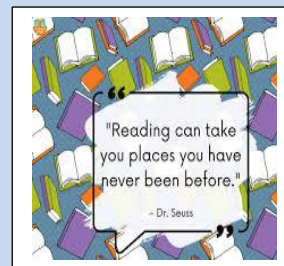


ASSIGNMENT# 1

Read a book of your choice. After reading the book, write a book review.

To write a review, do the following:

- Begin with a brief summary of the book.
- Pick out the most important aspects of the book.
- Include brief quotes as examples.
- Write a conclusion that summarises everything.
- Describe your favourite character in the story.
- Design a cover page for the book.
- USE COLOURED A4 SIZE SHEETS.



Suggested Reading:

- The Story of my Life (by Helen Keller)
- The Invisible Man (by H.G. Wells)
- The Old Man and the Sea (by Ernest Hemmingway)
- The Diary of a Young Girl (by Anne Frank)



ASSIGNMENT# 2


Sign language is a way of communicating using hand gestures and movements, body language and facial expressions, instead of spoken words. Like any spoken language, such as Italian or Spanish, there are lots of different sign languages across the world.

Make an English sign language alphabet chart (British/ American) on a coloured A3/A4 size coloured sheet. Watch a few videos on Sign Language and learn a few sentences to show in the class.




ASSIGNMENT# 3

Creativity is making something marvelous out of the discarded. Create something useful like a pen stand, paper weight, wall hanging, bird feeder etc. out of discarded items like plastic bottle, shoe box, stone, old CD's, newspaper etc. Write an inspirational quote on your creation.



ASSIGNMENT# 4

Speaking Activity- Read and learn a story/poem/song from the region you belong to. Prepare a bilingual performance along with your activity partner to be presented in the class.





बी. जी. एस. इंटरनेशनल पब्लिक स्कूल, सेक्टर-5, द्वारका, नई दिल्ली-75



WEEK - 2

ग्रीष्मावकाशकार्य

विषय- हिंदी

कक्षा-आठवीं

सत्र-2023-24




➤ **उद्देश्य –**

- एकाग्रता बढ़ती है।
- दिमाग सक्रिय होता है।
- जानकारी बढ़ती है।
- बात करने/बोलने/लिखने की कला विकसित होती है।
- कल्पनशीलता बढ़ती है।
- याददाश्त बढ़ती है।
- आपको एक बेहतर इंसान बनाती है।

❖ **सीखने के प्रतिफल –**

- शैक्षणिक कार्य पूरा करना छात्रों को अधिक जिम्मेदार बनाता है।
- उन्हें समय प्रबंधन कौशल सीखने में मदद करता है।
- छात्र आत्मसम्मान सीखते हैं।
- यह सब होमवर्क करने के प्रत्यक्ष लाभों में से एक है।
- इससे बच्चों का बहुमुखी विकास होता है।

लेखन-कार्य -- इस कार्य के लिए आप A 4 साइज़ की रंगीन शीट (colored sheets) लीजिये और बूकलेट बनाइये, उस पर सबसे पहले 'परियोजना कार्य' - लाख की चूड़ियाँ -- लिखिए फिर एक लाख की चूड़ी चिपकाइए, फिर लिखना शुरू कीजिये कि लाख किससे प्राप्त होता है, लाख की वस्तुएं किन राज्यों में बनती है ? लाख से बनी वस्तुओं के नाम लिखिए। अपने कार्य को अच्छी तरह सजाइए। आप अपनी पसंद से रंगीन पेन से भी लिख सकते हैं। **Assignment** लाख की चूड़ियाँ **Complete** करने के बाद अंत में आप अपना नाम, कक्षा, वर्ग (Section) लिखिए।



- अपने कार्य में विभिन्न रंगों व चित्रों का समावेश करें।
- भाषा सरल, सुबोध, स्टीक व स्तरीय होनी चाहिए।
- अंग्रेजी शब्दों के प्रयोग से बचे।
- टिप्पणी (rubric): आपके कार्य को इन संदर्भों के अंतर्गत जांचा जाएगा –
- प्रस्तुतीकरण (Presentation)
- भाषा-शैली (Language style)
- विषय वस्तु (Subject matter)
- रचनात्मकता या सृजनात्मकता (Creative)
- क्रियात्मकता (Artistry)

नारा (Slogan) -- 'आजादी का अमृतमहोत्सव', 'जल-संरक्षण', 'शिक्षा हमारा अधिकार', 'स्वच्छ भारत अभियान' किसी एक विषय पर आधारित आकर्षक बुक मार्क (BOOKMARK) बुक के पेज को मार्क करने के लिए यानि पुस्तक में रखने की निशानी बनाते हुए उस पर स्लोगन लिखिए I Assignment (बुक मार्क - SLOGAN) Complete करने के बाद आप अपना नाम, कक्षा, वर्ग (Section) लिखिए I



संकेत—

- जागरूकता का संदेश देने के लिए स्लोगन लिखे जाते है I
- स्लोगन में तुकवाले शब्द (Rhyming words) होने चाहिए I
- स्लोगन लयबद्ध (साथ में, ध्वनि के लिए उत्तम, विशेषता से भरा हुआ) से लिखना चाहिये I
- स्लोगन 8-10 शब्दों से ज्यादा नहीं होना चाहिए I
- स्लोगन ऐसा होना चाहिए जो दिलों पर छा जाए I

अधिगम—

बीस अनुस्वार व अनुनासिक वाले शब्द , बीस मुहावरे , विराम चिह्न वाले शब्द, अपनी हिन्दी कापी में लिखकर याद करो I

संकेत ---

- लिखकर याद करने से दिल और दिमाग पर छप जाता है I
- शब्दों को बार-बार दोहराने से व बार-बार लिखने से भूलते नहीं है I
- आत्मविश्वास बढ़ता है I
- दिमाग व मन को एकाग्रचित करके लिखने का अभ्यास करे I
- लिखकर अभ्यास करने से कोई नुकसान नहीं होता I

● **अध्ययन** - हमारे देश के महान स्वतंत्रता सेनानियों, प्रेरणादायी महिलाओं, लेखकों और महान वैज्ञानिकों की पुस्तकें पढ़िए जैसे -1. भारतीय स्वतन्त्रता अभियान में महिलाएँ – राजम कृष्णन 2. अग्नि की उड़ान –डॉक्टर ए.पी.जे.अब्दुल कलाम 3. गीतांजलि – रवीन्द्रनाथ टैगौर 4. जगदीश चंद्र बोस 5. विक्रम साराभाई सुझाव ---

● बच्चों अधिक से अधिक पढ़ने की आदत डालें । छुट्टियों में पत्रिकाएँ, समाचार-पत्र, तथा पुस्तकालय की पुस्तकें पढ़ें । अपठित गद्यांश का अभ्यास करो ।

● सुलेख लिखने का अभ्यास कीजिए । इससे आपका बहुमुखी विकास होगा ।

बच्चों आप ये सब खुशी-खुशी सीखें ।



कक्षा—अष्टमी

ग्रीष्मावकाशीय कार्याणि

विषय – संस्कृत

कार्यावधि—पंच—सप्ताह



निर्देशा: –

अध्याय 2 से कोई 5 श्लोक लिख के याद कीजिए।



गीता
द्वितीय
अध्याय
अर्थ सहित

2 सभी छात्र अपनी नोटबुक में अस्मत्, युष्मत्, हरि, साधु तथा नदी शब्दरूप लिखकर याद करेंगे।

3 सभी छात्र अपनी नोटबुक में अस्, कृ, वद, दृश् तथा गम् धातुरूप लिखकर याद करेंगे।

4 कोई एक दर्शनीय प्रोजेक्ट तैयार कीजिए। तथा वह क्या है, उसका नाम संस्कृत में लिखिए।

संस्कृत में वस्तुओं के नाम
Things name in Sanskrit

			
छत्रम्	घटिका	पर्यङ्कः	प्रसाधनी

चमसः – चम्मच, आसन्दः – कुर्सी, कपाटिका – अलमारी, पेटिका – बक्सा, पेटी, मार्जनी – झाड़ू



WEEK-3



**Q1. Écris les nombres de 0 à 100.
(Write numbers from 0 to 100)**



**Q2. Fais une modèle de Tour Eiffel ou le musée du Louvre
(Make a model Eiffel tower or Louvre museum using creative ideas.)**



Q3. Write nationalities and countries names in French in your notebook. You have to write 20 countries. Refer page 120 of your book.

Flag	Country (English)	Pays	Nationalité (Masculin)	Nationalité (Féminin)
------	----------------------	------	---------------------------	--------------------------

Q4. Write 30 adjectives and their masculine and feminine forms too. Refer page 121 of your book. (Make it presentable by drawing images)

NOTE:

- ❖ Kindly do the attached worksheet and paste it in your notebook.
- ❖ Complete leçon-2 exercise in your workbook.
- ❖ Learn lexique given at the last in your book.

BGS INTERNATIONAL PUBLIC SCHOOL
SECTOR-5, DWARKA
LE DEVOIR DE VACANCES
FRANÇAIS (VIII)
WORKSHEET-1

PRÉNOM: _____

NOM: _____

Q1 Compréhension

Lisez bien le texte et répondez aux questions suivantes.

(Read the text and answer the following questions)

Robert n'est pas un bon enfant .Il ne s'intéresse pas à étudier. Toute la journée, il joue avec les mauvais garçons du quartier. Il ne veut pas rester a la maison et il ne veut pas travailler .Son père est triste(sad) d'avoir un fils comme Robert et il est en colère(angry). Un jour, il tombe malade et enfin il meurt (die).

Mais cela ne change pas Robert. Il continue sa vie et ne fait rien. La mère doit vendre(to sell) le magasin du père . Elle vit pendant quelques temps avec cet argent. Elle commence a travailler tout le temps mais Robert, il ne change pas.

A. Répondez aux questions suivantes :

1. Pourquoi le père de Robert meurt ?

2. Que fait la mère après la mort du père de Robert ?

B. Trouvez les contraires du texte :

1. Tout != _____

2. Acheter != _____

C. Complétez avec un/ des mots du texte.

1. Il est triste car son fils ne _____ pas à travailler et il ne gagne pas _____.

2. _____ ces vacances, nous allons en Suisse.

Q2. Mettez au pluriel :

1. C'est un bon acteur français.

2. Tu vas au parc ?

3. La fleur est belle mais la vase est laide.

4. La femme achète beaucoup de bijou.

5. Je visite le monument fameux.

6. C'est un vieil hotel de Paris.

7. La chaise est basse mais la table est haute.

8. Le fils de mon oncle est mon cousin.

9. Il y a du gâteau dans mon plat.

10. J'aime la robe rouge .

**Q 3. Accordez et placez les adjectifs correctement.
(Choose the appropriate adjective from the bracket)**

1. Elle est une fille (belle, intéressant)

2. Une femme (joli , blond)

3. Une fille . (gros , méchant)

4. Il achète un livre. (nouveau, bleu)

5. Elle a des cheveux . (noir, long)

6. Il est un instituteur. (bon)

7. Il met une chemise. (blanc, nouveau)

8. Ils ont une maison. (grand)

9. Ils ont un jardin. (rond, beau)

10. Un homme (vieux , roux)

11. Une plaisanterie (mauvais)

12. Elle est une amie (sympathique)

13. J'ai une chambre. (petit, rose)

14. Ce garçon est mon ami. (jeune, brun)

15. Il y a des fleurs dans notre jardin. (carré, beau)

Q4. Conjuguez les verbs au present.

1. Qu'est-ce que vous _____ ici? (faire)

2. Ils _____ la verite. (dire)

**3. Mes enfants _____ aller a la champagne.
(vouloir)**

4. Ils _____ la route le plus courte. (prendre)

5. Quand _____ - vous (partir) pour la france?

Worksheet - 2

1. Placez et accordez les adjectifs selon l'exemple:

Des voitures/cher: des voitures chères

1. une maison/beau:
2. des étudiantes/intelligent:
3. des journaux/américain:
4. des devoirs/mauvais:
5. des notes/bon:
6. des examens/facile:
7. un appartement/beau:
8. une actrice/joli:
9. des produits/chinois:
10. des livres/intéressant:
11. une mère/aimant:
12. des réponses/correcte:
13. des hommes/honnêtes:
14. des enfants/jeune:
15. un ordinateur/vieux:

2. vous aimez  ou vous détestez :

Faire un gâteau: j'aime faire un gâteau/je déteste faire un gâteau.

1. Jouer aux jeux vidéo:
2. Faire du ski:
3. Etudier les mathématiques:
4. Aller à l'école:
5. Sortir avec mes amis:

3. complétez selon l'exemple:

Elle (savoir, conduire) la voiture: elle sait conduire la voiture.

Nous (manger, aimer) la salade: nous aimons manger la salade.

1. Je (désirer, faire un tour du monde):

.....

2. Vous (vouloir, regarder un film):

.....

3. Mes frères (pouvoir, construire) un bateau:

.....

4. Il (falloir, compléter) ton travail.

.....

5. Tu (devoir ,se lever) tôt.

.....

4. Complétez le formulaire:

Nom:
Âge:
Adresse:
Nationalité:
Description physique:

Personnalité:
Mon émission préférée:
Mon sport préféré:
Mon acteur préféré:
Mon actrice préférée:
Mon sujet préféré:
Mon plat préféré:
Mon meilleur ami(e):
Mon professeur favori (e):



MATHEMATICS

WEEK 4

CLASS VIII

PROBLEM SOLVING STRATEGY

In Mathematics, a four-step plan can be followed to solve the problems.

Understanding and explore the problems

Plan a strategy

Solve

Revise

UNDERSTAND AND EXPLORE THE PROBLEM

- What has been asked?

Rewrite the question in your own words and analyse the information given in the problem.

- What information is given and what is needed?

Check which information is needed to answer the question.

PLAN A STRATEGY

- Check the previous experience with similar problems.

Think of the other similar problems that you have successfully solved.

- Planning proceed. to

Select a strategy for solving the problem. There may be several strategies to solve the given problem.

SOLVE

- Follow the plan.

Follow the strategy that you have framed.

Show all the steps in your solution.

Write your final answer as a complete solution.

Make sure your solution contains appropriate units.

REVISE

- Check whether the question has been answered or not?

Make sure that you have answered whatever was asked and it makes sense in the context of the problem.

- Is the answer reasonable?

Solving the given problem using another strategy is a good way to check your work.

- Is there other strategy that could be used?

Check if your answer is reasonable as per the information given in the problem.

Do These On Mathematics Register.

1. Solve the equation: $3(5z - 7) - 2(9z - 11) = 4(8z - 13) - 17$
2. Solve: $83x - 11 - 55x + 3 = 2x + 4 - 3x$
3. The additive inverse of $\frac{-7}{15}$ is
4. The sum of the additive inverse and multiplicative inverse of 2 is
5. The solution of $3 - \frac{x}{4} = 1$ is
6. What is the sum of three consecutive numbers, smallest being x
7. Solve the following equation $x + 4x = \frac{7}{8} + 6x - 6$ and verify.
8. Solve the following equation and verify $\frac{3}{4}x - \frac{2x+5}{3} = \frac{5}{2}$
9. Simplify: $\left(\frac{10}{21} \times \frac{-7}{5}\right) - \left(\frac{2}{3} \times \frac{9}{-16}\right) + \left(\frac{-4}{15} \times \frac{-6}{16}\right)$.
10. Find the sum of $\frac{13}{15}$ and $\frac{3}{5}$
11. Solve the following linear equation: $5x+2=3x+12$
12. Multiply $\frac{8}{9}$ and $\frac{3}{4}$
13. Write $\frac{-7}{5}$ with numerator as 49.
14. Subtract $\frac{-2}{5}$ from $\frac{-4}{5}$
15. The reciprocal of $\frac{-x}{y}$
16. Solve the following equation: $x-4=3x-7$
17. Express $\frac{-30}{-42}$ with the denominator 7.
18. Multiply $\frac{7}{9}$ and $\frac{3}{4}$
19. Find a rational number between -6 and $\frac{1}{7}$
20. The value of x in $\frac{-20}{x} = \frac{-4}{3}$ is:
21. The additive inverse of $\frac{-7}{19}$ is
 - (i) $\frac{7}{19}$
 - (ii) $\frac{-7}{20}$
 - (iii) $\frac{-19}{7}$
 - (iv) $\frac{-7}{-19}$
22. The sum of the additive inverse and multiplicative inverse of 2 is
 - (i) $\frac{3}{2}$
 - (ii) $\frac{-3}{2}$
 - (iii) $\frac{1}{2}$
 - (iv) $\frac{-1}{2}$
23. What is the sum of three consecutive numbers, smallest being x
 - (i) $3x + 3$
 - (ii) $x + 3$
 - (iii) $3x + 2$
 - (iv) $2x + 3$
24. The solution of the equation $ax + b = 0$ is
 - (i) $\frac{a}{b}$
 - (ii) $-b$
 - (iii) $\frac{-b}{a}$
 - (iv) $\frac{b}{a}$
25. Rs 50 is divided equally among x persons. Each person's share will be
 - (i) $\frac{50}{x}$
 - (ii) $\frac{x}{50}$
 - (iii) $x - 50$
 - (iv) $50 - x$
26. $\frac{-24}{36}$ is a rational number whose denominator is
 - (i) 3
 - (ii) 4
 - (iii) 1
 - (iv) 2

27. The multiplicative inverse of $\frac{-8}{9}$ is

- (i) $\frac{-8}{-9}$ (ii) $\frac{-9}{8}$ (iii) $\frac{8}{9}$ (iv) none of these

28. Which of the following is in standard form?

- (a) $\frac{16}{20}$ (b) $\frac{7}{8}$ (c) $\frac{31}{93}$ (d) none of these

29. If $5t - 3 = 3t - 5$ then $t = ?$

- (a) 1 (b) -1 (c) 2 (d) -2

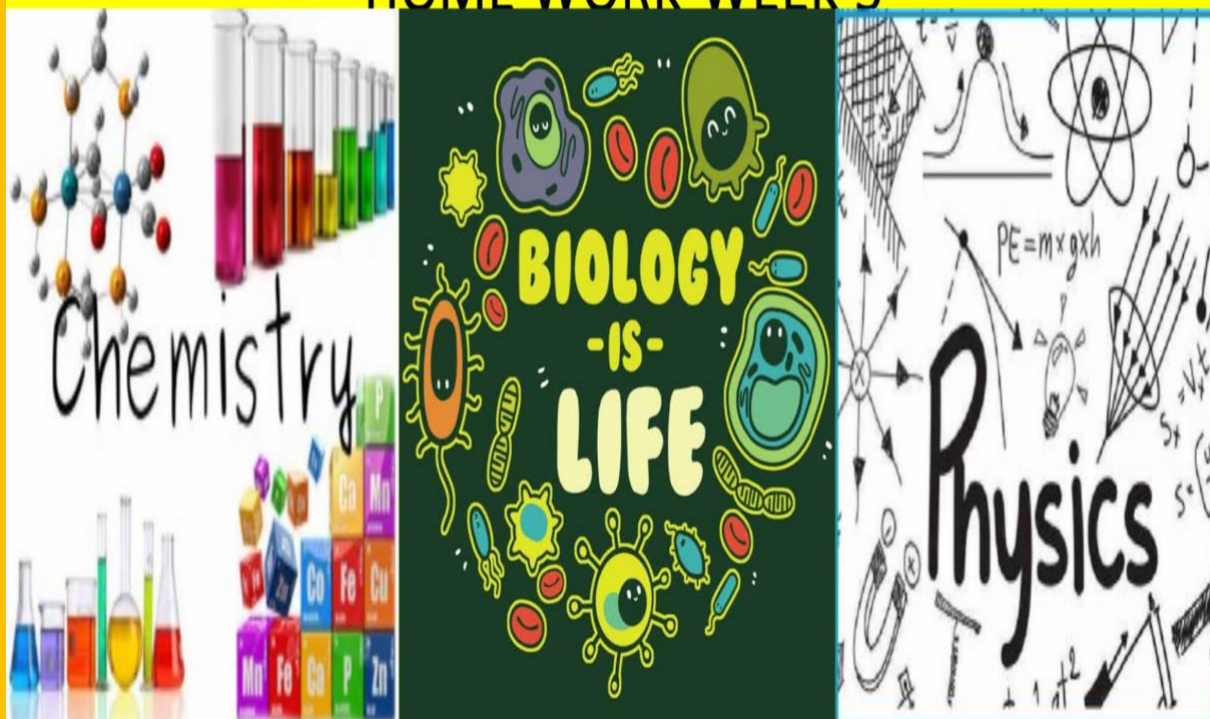
***Project work for class VIII A Group wise Topic: Roll No 1-18Set Designing using Mathematical Shapes. Roll No 19-36.Creative Mathematical Designs.**

***Project work for class VIII B Group wise 20, Invent New Games Using Mathematics.**

***Project Work for Class VIII C GroupWise. Prepare Project on Maths In Nature. Or Efficiency In Packing**

***Project Work for Class VIII D. How Mathematics Can be Helpful in Saving Human Lives?**

SCIENCE HOME WORK-WEEK 5



OBJECTIVES:

- Students will gather information and creatively use that information to design an immunization card.
- Students will become aware of the various vaccines /dosages/ boosters required for any disease control.
- Students will do research and use that information to make informative cartoon.
- Students will do research and use that information to write about the scientists.
- Students will do research and use that information to write about fire extinguishers
- Students will gather the knowledge, which will help them in day-to-day life situations.
- Students will do research work and use that Information to write and paste pictures about friction.

ASSIGNMENT :1A(ROLL NO:1-20)

PREPARE AN IMMUNIZATION CARD FOR A NEW BORN CHILD

METHODOLOGY:

- Take any sheet A4 size coloured sheet.
- Make a table of name of vaccines/ drops, age at which it is given/ administered and protects against which disease.

ASSIGNMENT :1B(ROLL NO21-38)

DRAW A CARTOON RELATED TO ANY MICROORGANISM ,WITH A HUMOROUS CATCH LINE FOR THEIR USE OR ADVERSE EFFECTS.

METHODOLOGY:

- Take a coloured A4 size sheet.
- Draw a cartoon & write its catch line.

ASSIGNMENT 2

WRITE THE CONTRIBUTION OF ANY ONE SCIENTISTS ASSOCIATED WITH THE FIELD OF SCIENCE

METHODOLOGY:

- Take a coloured A4 size sheets.
- Paste pictures of five scientists and write their contributions in the field of science.

ASSIGNMENT 3

FIND OUT INFORMATION RELATED TO FIRE EXTINGUISHERS

METHODOLOGY:

- Take a coloured A4 size sheet.
- Paste pictures of fire extinguishers, write about their chemical compositions and write about its working principle.

ASSIGNMENT 4

FRICITION AS A NECESSARY EVIL

METHODOLOGY:

- Take a coloured A4 size sheet.
- Draw / paste pictures related to friction -5 picture for necessary(useful) or 2 pictures related to it being evil.

LEARNING OUTCOMES:

- Students will become aware of various vaccines and the time of administration, boosters and also the disease against which it protects.
- They will gain insight into diseases against which vaccines have been developed and being used. To understand the role of microbes in our day-to-day life, the crucial role they play in maintaining our ecosystem, our gut health, industrial uses and their adverse effects.
- To understand the contribution of various scientists in the field of science
- To understand the working of fire extinguishers
- To understand the role of friction in our day-to-day life.

Assignment 1A- Roll no:1-20

Assignment 1B- Roll no:21-38

Assignment 2, 3 and 4 – to be attempted by all.

OBJECTIVES

- Reinforce concept learnt in class
- Motivate student to explore more
- Provide feedback to teacher about depth of students' assimilation of concept
- Opportunity to learn by doing

LEARNING OUTCOMES

- Enable visualization and facilitate creative thinking to understand a concept.
- Learn the act of interpreting or understanding the geographic information portrayed on a map and develop a mental map of the real-world.
- Learn the role of social organisations and how they work for the cause of humanity and compassion for all. Need to be selfless and work towards betterment of the society as a whole.

CIVICS ASSIGNMENT

INDIAN SECULARISM

Bookmark on 'Unity in Diversity'

INSTRUCTIONS

Use your creativity to make a book mark depicting Unity in Diversity.



GEOGRAPHY ASSIGNMENT

MAP WORK

INSTRUCTIONS

- On a political map of India mark all states and Union territories with their capital.
- On a political map of world mark all the continents and oceans.
- Paste both the maps in Geography note book.



PROJECT WORK


SULABH INTERNATIONAL SOCIAL SERVICE ORGANISATION

INSTRUCTIONS

- Make a project on the above topic.
- Use a scrap book to make the project.
- Use pictures, collage etc to make the work look attractive.
- Give only relevant information to make your work look interesting.
- Make the project under the following sub headings.

SUB HEADINGS

- About the founder
- Logo of organisation
- Work done by organization
- Write your experience on visit to Sulabh International Museum of Toilets



Robotics
Ethnotech Academics Solution



HOLIDAY HOMEWORK

CLASS 8

- RESEARCH ON THE ASSIGNED PROJECT AND ANSWER THE FOLLOWING QUESTIONS BASED ON IT. (TO BE DONE ON A4 SIZE SHEETS)

ROLL NO. – 1 TO 18

SMART HELMET

ROLL NO. 19 ONWARDS


ROBOTIC ARM

Q1. NAME AND EXPLAIN ALL THE COMPONENTS REQUIRED FOR THE PROJECT.

Q2. DRAW THE CIRCUIT DIAGRAM FOR THE ASSIGNED PROJECT.

Q3. EXPLAIN VOID SETUP AND VOID LOOP.

2023



Summer Assignment

MUSIC

Class VIII

Class 8

- REVISE ALL QUESTIONS AND ANSWERS DONE IN CLASS
- PRACTICE SONG (SHRESTHA DHAN DO)
- PRACTICE SONG (MEMORIES,BELIEVER)
- PRACTICE ALL HOUSE SONGS AND SCHOOL SONG





**ART
ASSIGNMENT**

WEEK - 3



CLASS - VIII



PAPER QUILLING FOR CLASS VIII A & VIII B

Paper quilling is a favorite crafting pastime but is by no means new. This paper art has existed since the invention of paper. Paper quilling is the art of cutting paper into long thin strips, rolling and pinching the pieces into different shapes, and then gluing the shapes together to form decorative art. Paper quilling projects can be used to decorate cards, boxes, gift bags, picture frames, or even be made into 3D stand-alone art pieces.

ASSIGNMENT

Students have to make something creative work on an A4 size sheet or on a card . They can also use colored sheets.

TRIBAL FACE MASK FOR CLASS VIII C & VIII D

Creating something new things or accessories is a fun and easy way to repurpose your old clothes. The things created looks more beautiful , innovative and are ecofriendly .

ASSIGNMENT

Students have to make a Tribal face mask by using different types of papers and other materials like pista shells , artificial leaves, colored foam sheets, corrinated sheet, etc.